




Switch Mode Power Supply 15Vdc

MS-15-15

Description:

The MS-15-15 Power Supply is designed for Applications where a regulated 15 Vdc supply is required. It is encased in a metal case and can be Panel Mounted.



Technical Specification:

Output:	15Vdc
Supply Voltage:	90-264Vac 47-63Hz: 135-373Vdc
Current ratings:	1Amp
Termination:	Screw Clamp
Efficiency:	81%

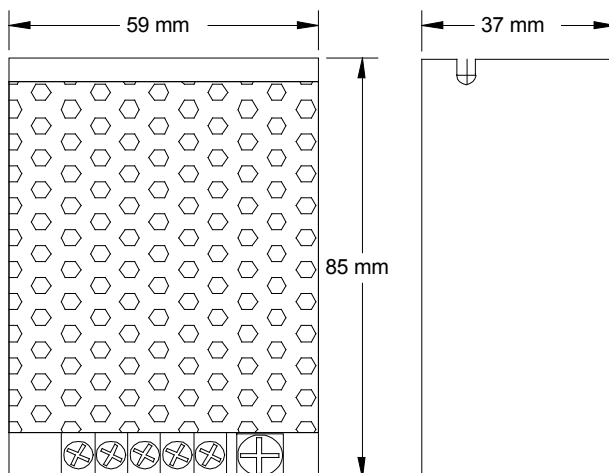
Features:

- ◆ Panel Mounting
- ◆ Small Foot print
- ◆ Robust design .

Order Codes:

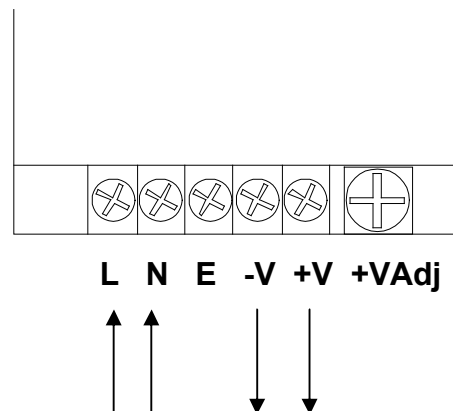
MS-15-15 Switch Mode Power Supply 15Vdc

Mounting Dimensions



Installation an operation:

1. Disconnect power before carrying out any work on the MS-15-15
2. Maximum Wire size 2.5mm² take care not to over tighten the terminal screws. It is advisable To use a fork Crimp terminal
3. Follow the wiring diagram below. Power supply should be within specified range.



EC Products Limited

EC House, Amberley Way, Hounslow,
Middlesex. TW4 6BH. United Kingdom
Tel: +44 (0)20 8569 4100 Fax: +44 (0)20 8569 4111